

TO: All Pilots

FROM: Scheduling Committee

RE: New Navtech Bidding System

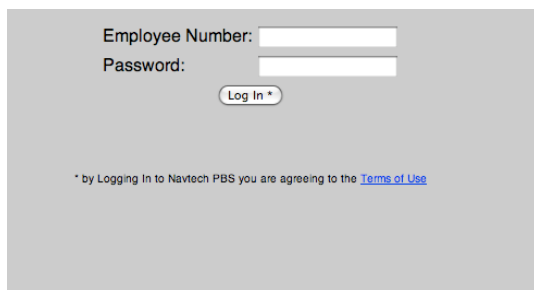
DATE: March 3, 2010

We are implementing an upgrade to our current NAVTECH PBS software. **The 767 pilots will bid in the new Navtech system in March for the April bid award.** The 717 pilots will bid in the **current** system in March for the April bid award and the new Navtech system in April for the May bid award. The Navtech links on both the FCIS and hapilot.com will be updated on March 4.

ALL pilots are encouraged to practice in the new system starting tomorrow, March 4. The Pilot Scheduling Committee will be available in the lounge and by phone from March 4 -17 from 0900 -1700 HST. The toll-free telephone number is 888-812-JETT.

Practice runs in the new Navtech system will be published by 1200 HST on Mondays, Wednesdays and Fridays beginning March 8 for all 767 pilots. Practice runs for 717 pilots will begin on March 22 and will also be conducted on Mondays, Wednesdays and Fridays. The April practice runs for 717 pilots in the current Navtech system will be on Monday, March 15 for captains and Tuesday, March 16 for first officers.

While the logic is similar to the current NAVTECH, there are many changes to the current interface and many new options are available. To get started, log on to <https://hawaiian.navtechpbs.com>. The following page appears:



Employee Number:

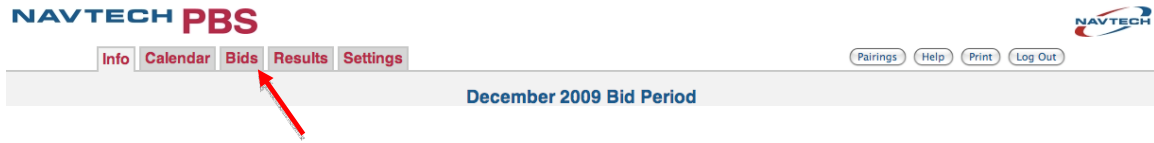
Password:

\* by Logging In to Navtech PBS you are agreeing to the [Terms of Use](#)

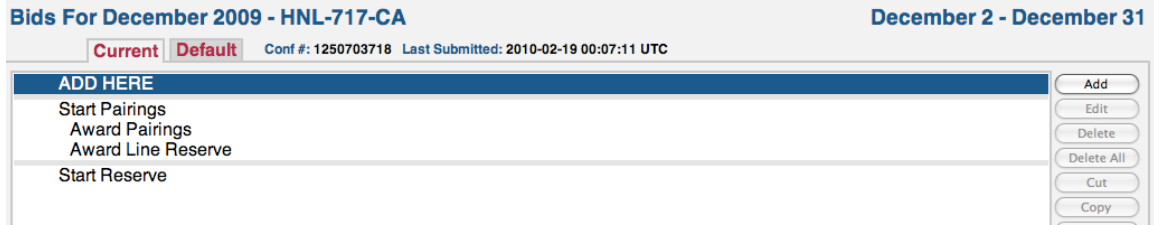
Enter your employee number (no leading zeros are required). Initially also use your employee number without leading zeros for the password. Once logged on you will be directed to change your password.

Once you have entered your new password, the INFO page appears. Before proceeding, find the HELP button on the right side of the page and open it. Reviewing the Help manual will be very helpful in guiding you through the new bidding procedures. Review the following: "Create Bids," "Add Bid Groups and Preferences," "Edit Bids," and "Bid Preferences" for a good overview of the new software.

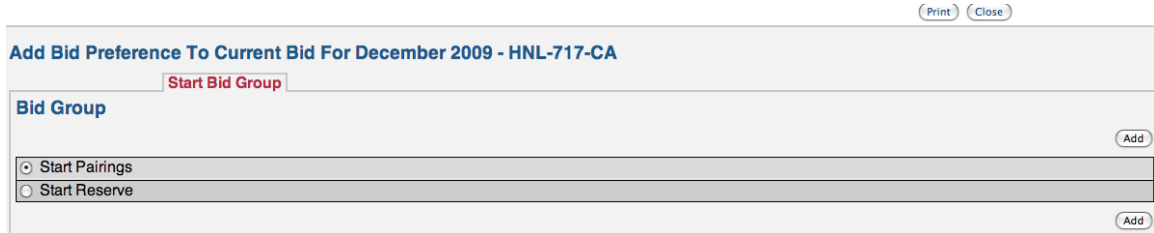
Click on the "Bids" tab on the left side of the page.



Now click "ADD HERE" at the top and select "Add" on the right side of the page.

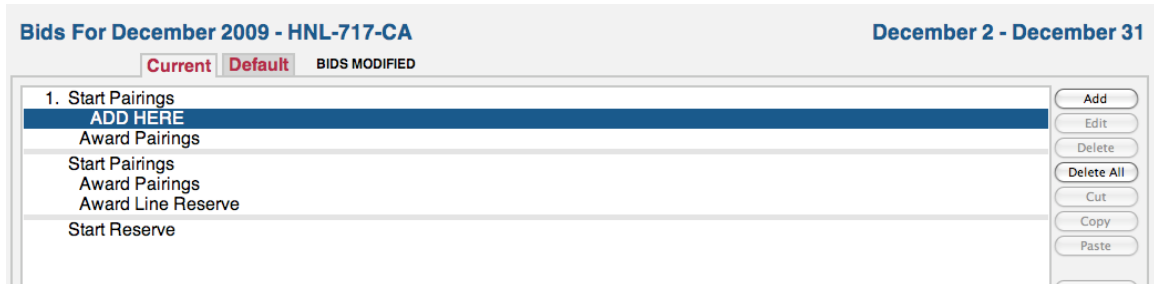


Choose Pairings or Reserve.



For the sake of this example we chose Pairings. Then select "Add" at the right side of the page.

This page now appears. Select "ADD HERE" on the 2<sup>nd</sup> line, then select "Add" on the right side of the page.



This will take you to the choices for bidding preferences you're already familiar with from the current program.

**NAVTECH PBS**



Print Close

Add Bid Preference To Current Bid For December 2009 - HNL-717-CA

Prefer Off Award Pairings Avoid Pairings Instruction Set Condition Waive

Prefer Off

Add

Now refer to the Help Manual you previously opened. The Bid Preference section will provide a step-by-step "how-to" for each section. Keep in mind this is still Navtech. Your current bidding strategies will still work. As you become more familiar with the new program, you can start utilizing the new bidding options.

**We highly recommend frequent practice using the new software.** The more you do, the more you become a bidding expert!

Please don't hesitate to call the Pilot Scheduling Committee with your questions!

If you're not already on the Crew Planning e-mail list, send your e-mail to [crwpln@hawaiianair.com](mailto:crwpln@hawaiianair.com) to receive bid information as soon as it becomes available.